

6

5

4

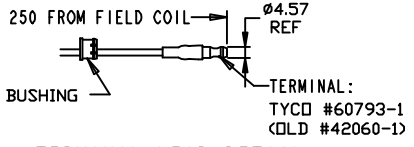
3

2

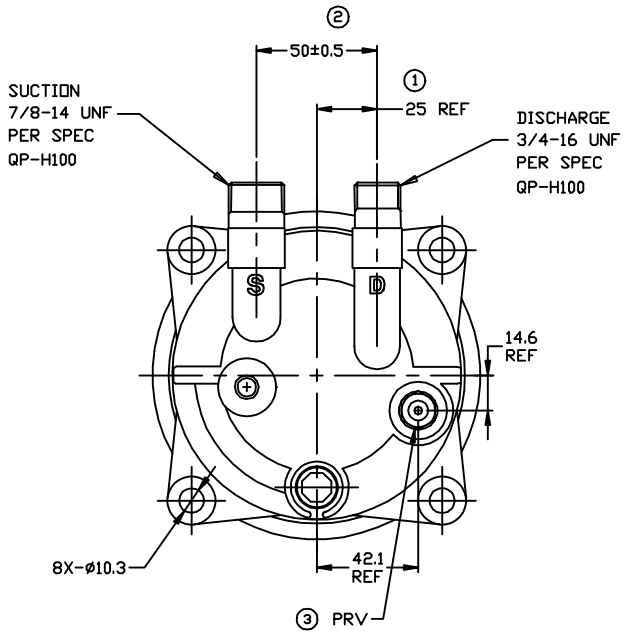
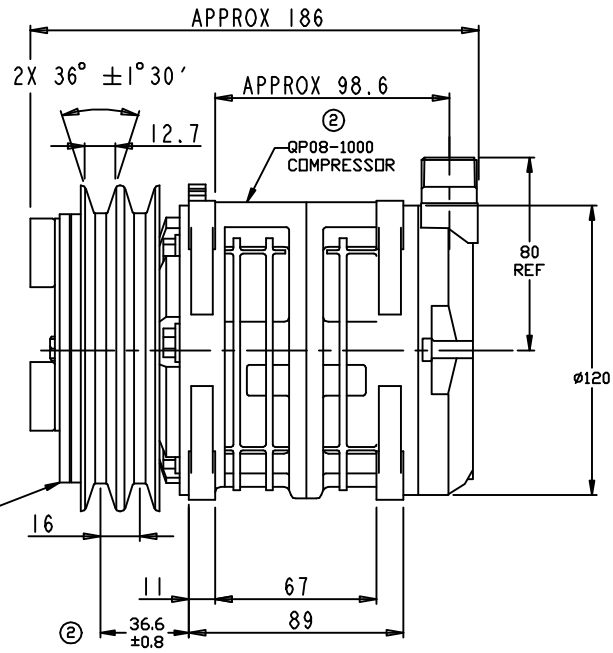
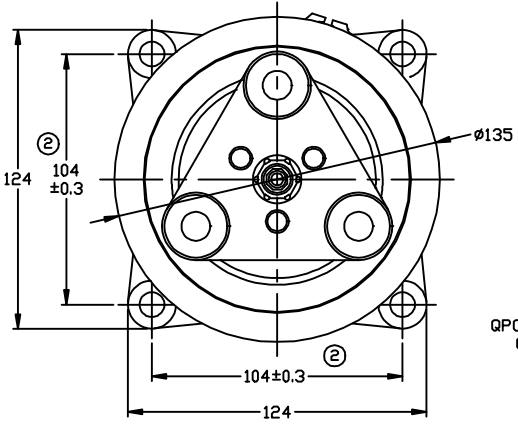
1

REVISIONS

CHANGE ORDER	LTR	DESCRIPTION	DATE	APPROVED
Q09024	1	VERTICAL FITTINGS @ 25 WERE 14° 'V'	05/19/09	
Q09035	2	ADDED TOLERANCES & PART NOS	09/09/09	
Q11002	3	ADDED PRV & LOCATING DIMS	03/25/11	



TERMINAL LEAD DETAIL



- CLUTCH SPECIFICATIONS:
- VOLTAGE.....24 VDC
 - BELT.....A2
 - STATIC TORQUE
 INITIAL.....35 Nm (3.5 Kgfm)
 AFTER BURNISHING.....49 Nm (5 Kgfm)
 - MAX POWER CONSUMPTION.....45W @ 25°C
 - ROTATION DIRECTION.....CW OR CCW
 - WEIGHT.....2.25 Kg

- COMPRESSOR SPECIFICATIONS:
- MODEL.....QP08HD
 - NUMBER OF CYLINDERS.....6
 - BORE X STROKE.....36 X 13.4 mm
 - DISPLACEMENT.....82.0 cm³/REV
 - SPEED RANGE.....700 - 6000 RPM
 - ROTATION DIRECTION.....CW OR CCW
 - REFRIGERANT.....R-134a
 - LUBRICANT.....PAG 46 150+20cm3
 - WEIGHT.....4.1 Kg

THIRD ANGLE PROJECTION	UNLESS OTHERWISE SPECIFIED DIMENSIONS ARE IN MM. INTERPRET DIM AND TOL PER ASME Y14.5M - 1994		CAD GENERATED DRAWING. DO NOT MANUALLY UPDATE	
	DRAWN	GLB	DATE	03/18/09
	CHECKED			
	APPROVED			
FINISH		ENG APPVL		

QUE PRODUCTS, LLC
 DECATUR, ILLINOIS

TITLE
 COMPRESSOR ASSEMBLY
 QP08HD V-3/4 7/8
 A2 GROOVE 135mm 24V 3-EYE

SIZE A	CODE IDENT NO	DWG NO QP08-1135	REV 3
-----------	---------------	---------------------	----------

SCALE: NONE SHEET 1 OF 1

6

5

4

3

2

1