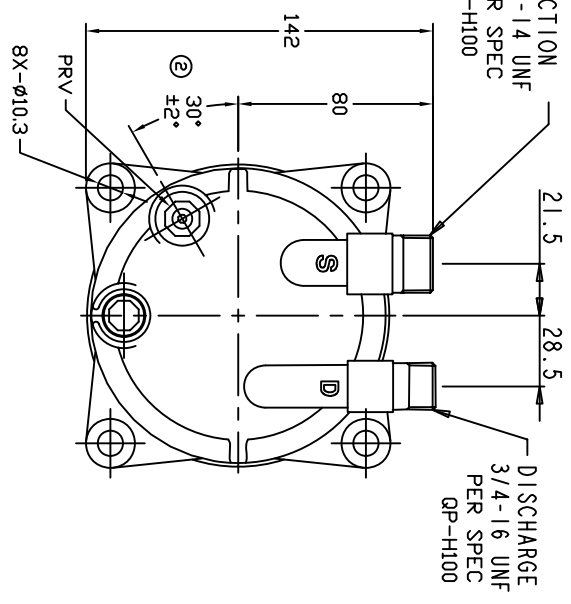
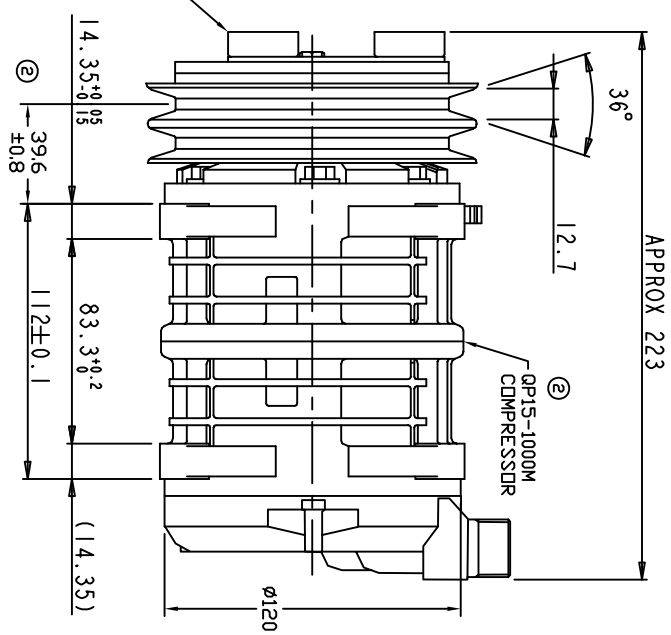
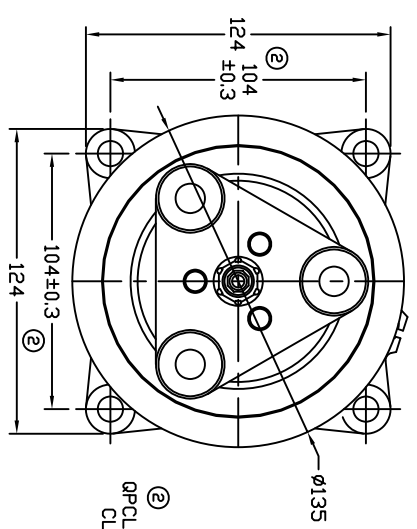


TERMINAL LEAD DETAIL

REVISIONS			DATE	APPROVED
CHANGE ORDER	LTR	DESCRIPTION	DATE	APPROVED
008023	1	PAG 46 WAS PAG 100	08/22/08	
009035	2	ADDED TOLERANCES & PART NDS	09/22/09	



CLUTCH SPECIFICATIONS:

- VOLTAGE..... 12 VDC
- BELT..... A2
- STATIC TORQUE..... 35 Nm (3.5 Kgfm)
- INITIAL AFTER BURNISHING..... 49 Nm (5 Kgfm)
- MAX POWER CONSUMPTION..... 45W @ 25°C
- ROTATION DIRECTION..... CW OR CCW
- WEIGHT..... 2.25 Kg

COMPRESSOR SPECIFICATIONS:

- MODEL..... QP15HD
- NUMBER OF CYLINDERS..... 6
- BORE X STROKE..... 36 X 24.0 mm
- DISPLACEMENT..... 146.7 cm³/REV
- SPEED RANGE..... 700 - 6000 RPM
- ROTATION DIRECTION..... CW OR CCW
- REFRIGERANT..... R-134a
- LUBRICANT..... PAG 46 150+20cm³
- WEIGHT..... 4.6 Kg

UNLESS OTHERWISE SPECIFIED DIMENSIONS ARE IN MM. PER INTERPRET DIM AND TOL. PER ASME Y14.5M - 1994

DOLE PRODUCTS, LLC

COMPRESSION ASSEMBLY
 QP15HD V-3/4 7/8 MOND HEAD
 A2 135mm 12V 3-EYE

SCALE NONE

THIRD ANGLE PROJECTION	CAD GENERATED DRAWING, DO NOT MANUALLY UPDATE	DATE
	GLB	02/28/08
FINISH	ENG APPVL	

TITLE	SIZE	CODE IDENT NO	DWG NO	REV
COMPRESSION ASSEMBLY	A		QP15-1157	2